

PD80-TO25-FW-2pin Series

Features

C
C

Applications

A C
A


Specifications

Absolute Maximum Ratings:

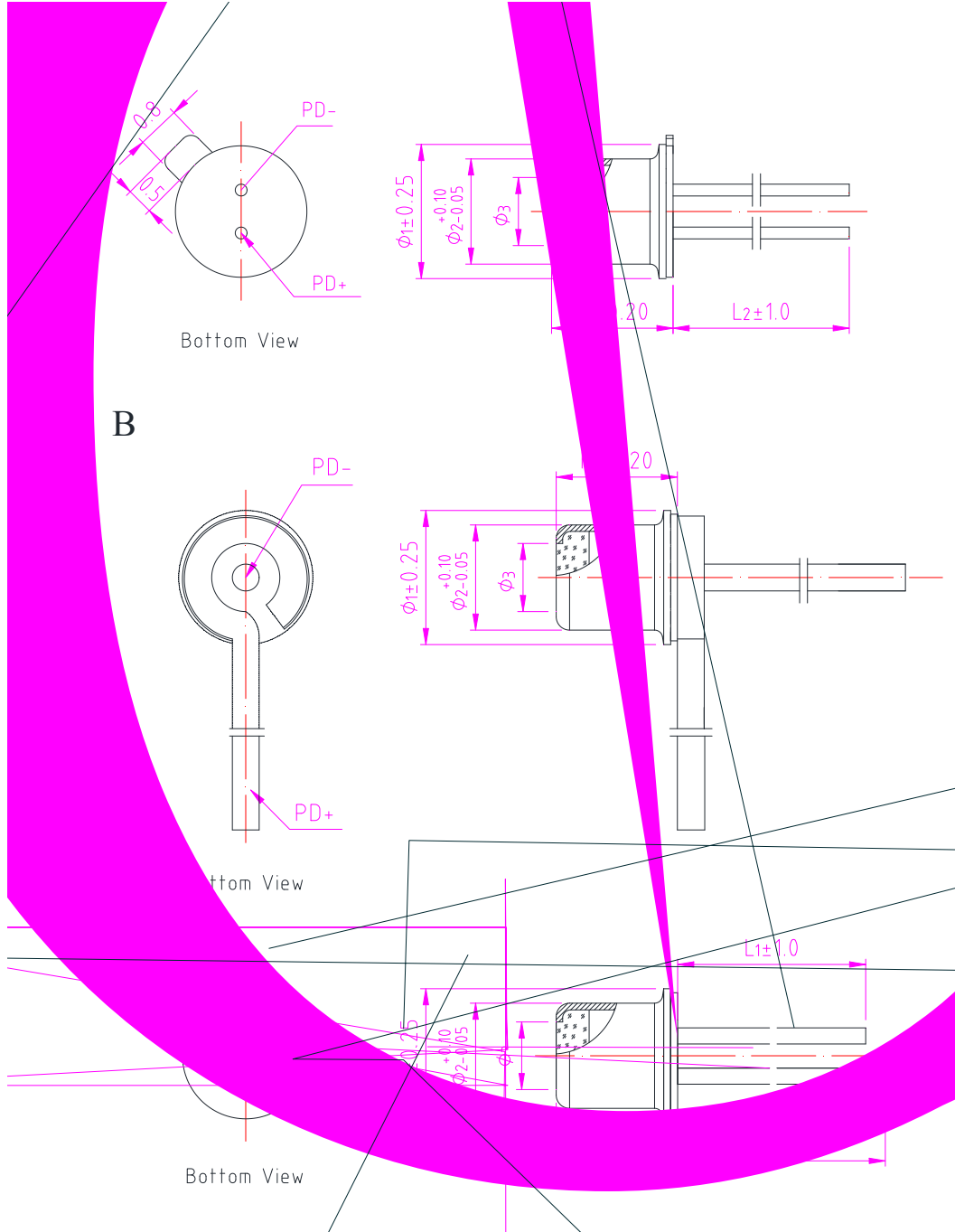
Parameter	Symbol	Min.	Max.	Unit
			20	
C			10	A
	A		10	
		-40	+85	
		-40	+85	
			260	
			10	


Characteristics Ta=25 unless otherwise noted

Parameter	Symbol	Test Conditions	Min.	Typ.	Max.	Unit
A				80		
B	B	=-10 B , , =5		2.0		
	@1310	=5	0.8	0.9		A/
	@1550	=5	0.9	0.95		A/
C		=5		0.03	0.16	A
C C	C	=5 , =1		0.65	0.8	
			1100		1650	
				-5		



Mechanical Dimension and Pin Assignment:





Standard Product List:

	()	()	()	()	()	()	
80- 25- -2 -A	2.5	1.96	1.27	2.26	12.7	12.7	&
80- 25- -2 -B	2.5	1.96	1.27	2.26	14.0	14.0	
80- 25- -2 -C	2.5	1.96	1.27	2.26	15.52	17.52	



Order Information:

PD80 - - - -

25	C	2	<table style="width: 100%; border-collapse: collapse;"> <tr><td style="border-bottom: 1px solid black; text-align: center;">A</td></tr> <tr><td>A A</td></tr> <tr><td>B B</td></tr> <tr><td>C C</td></tr> </table>	A	A A	B B	C C
A							
A A							
B B							
C C							

Statement

A - . A ;

A - . A

. A -

Contact Information:

A : 501-505 B , C , ,

, C

: +86-592-3898601, 3898608, 5318000

: +86-592-5703588

: @ - .

[://](#) . - .